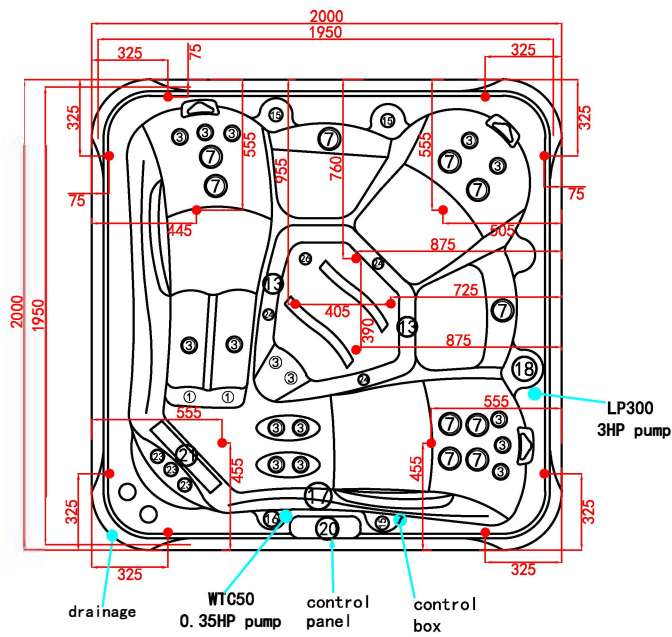
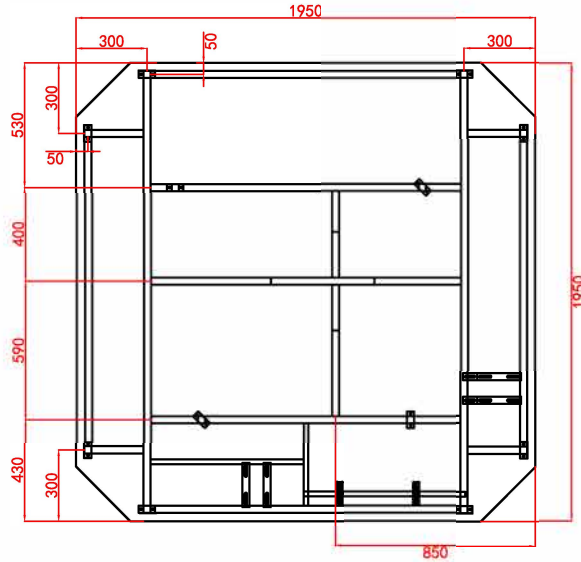
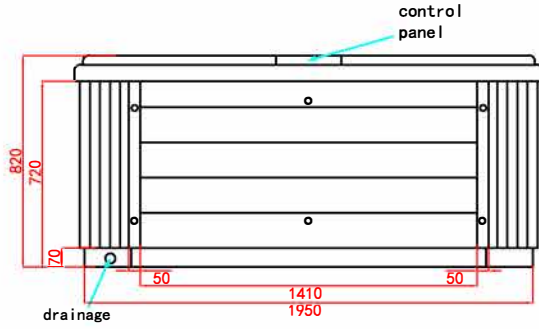


Breeze



●: support/leveling point

Item	name	hole size	Item	name	hole size
1	2"directionel jet	ø38	2	2"rotate jet	ø38
3	2.5"directionel jet	ø46	4	2.5"double roto jet	ø46
5	3.5"directionel jet	ø65	6	3.5"roto jet	ø65
7	3.5"double roto jet	ø65	8	4"roto jet	ø65
9	4.5"double roto jet	ø65	10	5"roto jet	ø95
11	multi-port double roto jet	ø95	12	air jet	ø30
13	200GPM suction	ø85	14	drain (90GPM)	ø60
15	air regulator	ø44	16	water controler	ø56
17	LED light	ø95	18	Water diversion valve	ø80
19	aromatherapy	ø44	20	control panel	By request
21	filter	ø170	22	waterfall	By request
23	water scape	ø38	24	circulation jets	ø32
25	1"directionel jet	ø23	26	Dragon drain	ø30